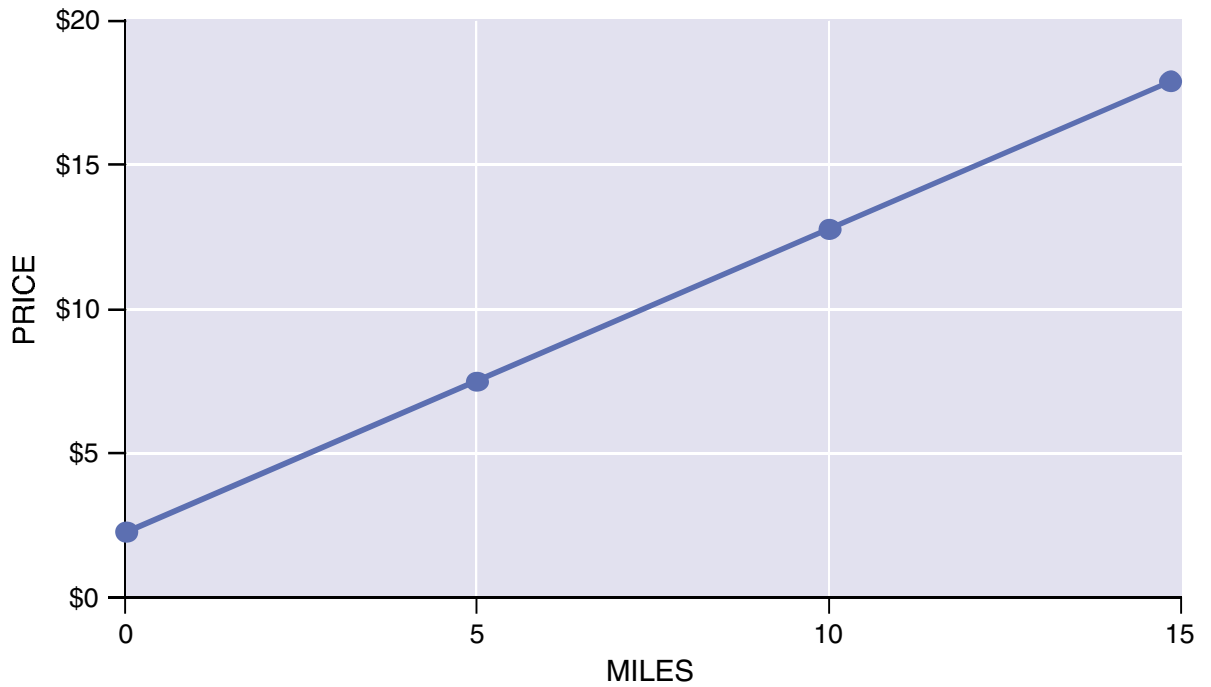
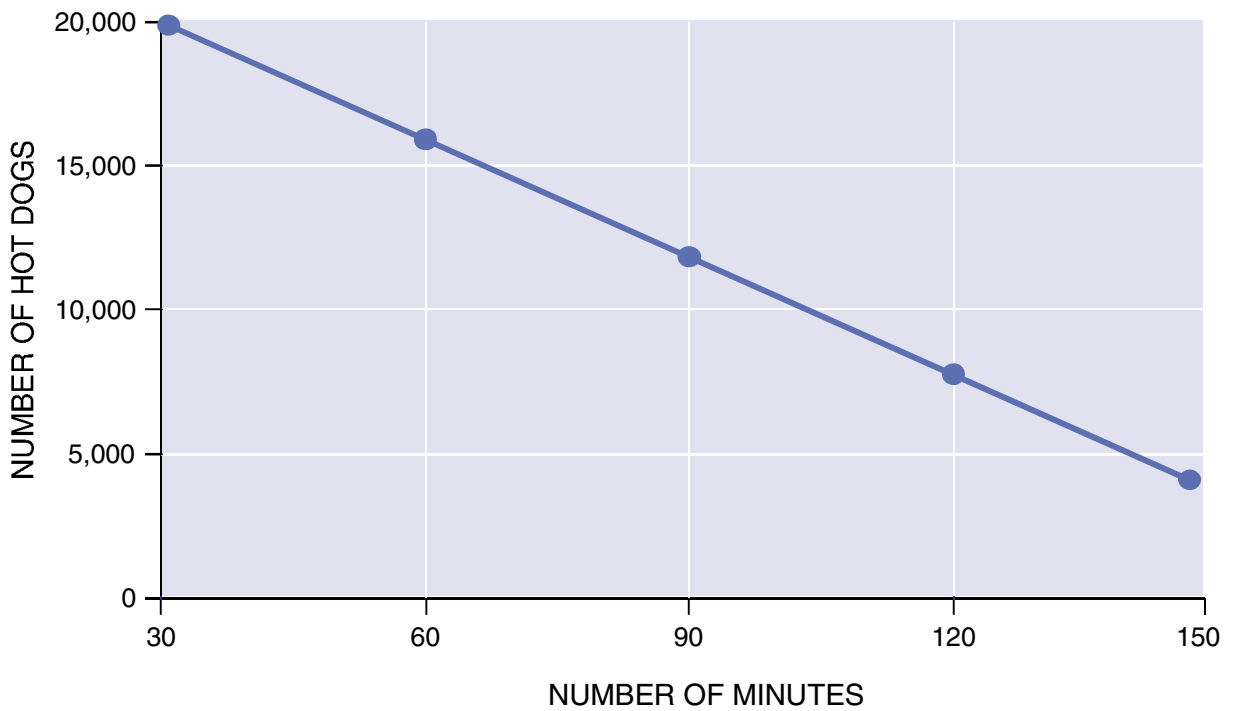


VISUAL 10.1 ▲ Answers to Warm-Up

PROBLEM 1



PROBLEM 2

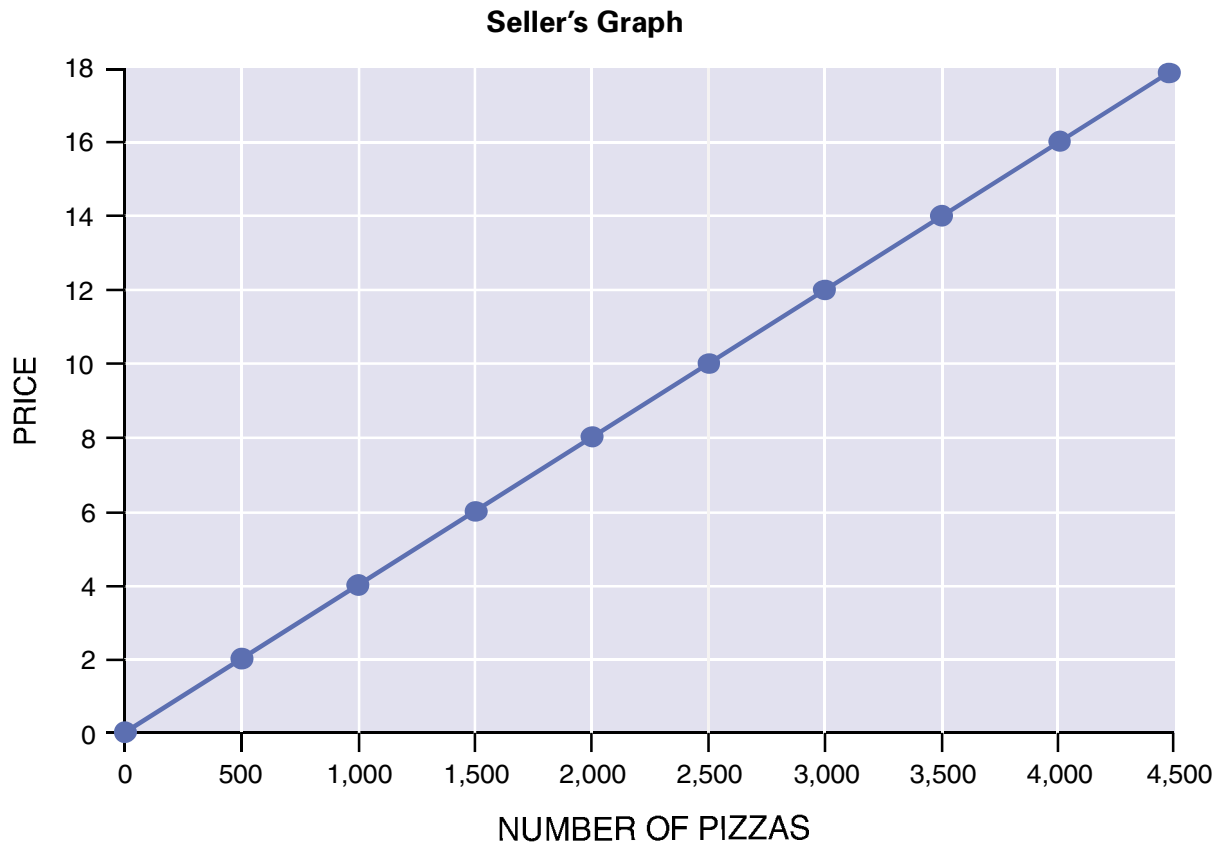


VISUAL 10.2

**WHERE DOES THE
PRICE OF PIZZA
COME FROM?**

VISUAL 10.3 ▲ Answers to Activity 10.1

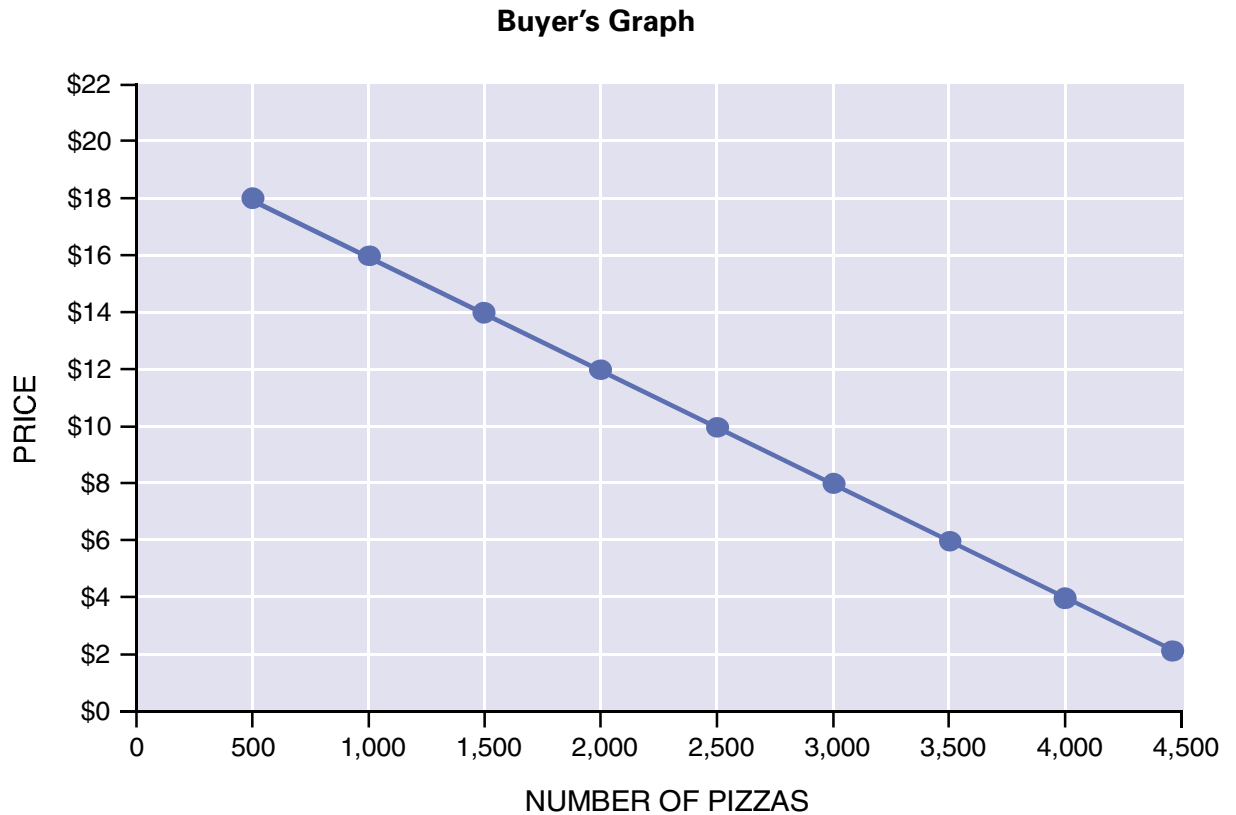
1. Using the chart below, plot the points from Table A. Connect the points to form a line.
Write the equation for the line in the space provided. **Equation for the line:** $y = (1/250)(x)$



Register to Remove Trial Watermark!!

VISUAL 10.3 (continued)

2. Using the chart below, plot the points from Table B. Connect the points to form a line. Write the equation for the line in the space provided. **Equation for the line:** $y = (-1/250)(x) + 20$



3. What group of people is represented by Table A data? [Sellers](#)
4. What group is represented by Table B data? [Buyers](#)

Register to Remove Trial Watermark!!

VISUAL 10.4 ▲ Answers to Activity 10.2

Compare and contrast the Seller's Graph (data from Table A) with the Buyer's Graph (data from Table B). Complete questions 1-4 in the table below for both the Seller's Graph and the Buyer's Graph. Put your answers in the appropriate box. Now use the sections on the far right to make notes about the similarities and differences between the graphs in terms of their characteristics. Your goal in completing this chart is to determine what the slope for the Seller's and Buyer's lines have in common and how they are different.

Characteristics	Items to be Compared		Compare and Contrast
	#1. Seller's Graph	#2. Buyer's Graph	
1. What is the slope of the line?	$1/250$	$-1/250$	Similarities Same denominator Same numerator Differences Different sign
2. What is the y-intercept?	0	20	Similarities Neither are negative Differences Different numbers
3. At what price are buyers/sellers willing to buy/sell the most?	\$18	\$2	Similarities Both groups use money Differences Buyers want to spend little, sellers want to sell for a lot.
4. What can be said about price of pizza and the number of pizzas people are willing to sell or buy?	At high prices, sellers are willing to offer the most number of pizzas.	At low prices, buyers are willing to purchase the most number of pizzas.	Similarities None Differences Each group wants the opposite type of price, buyers low and sellers high.

Write a summary statement of what you have learned about the Sellers and Buyers in the Pizzaville pizza market. Buyers are looking to spend as little as possible for pizza and sellers are looking to sell at as high a price as possible.

VISUAL 10.5 ▲ Answers to Activity 10.3

